

ROSEGROUND

Est.1971

Visit our Website: www.portlandlacesociety.com

Feb/Mar-2024

Officers 2024

President:

Tina Johnston
634 East Main Street
Hillsboro, OR 97123
Phone/Text: 503-380-8462
info@portlandlacesociety.com

Vice President:

Melissa Halinor
Beaverton, OR 97007

Demo Coordinator:

NEED VOLUNTEER

Secretary:

LeAnn Smith
2020 SW Leewood Dr
Aloha, OR 97003
503-896-6471
leann.adele@frontier.com

Treasurer:

Joyce Clow
PO Box 538
Sheridan, OR 97378
503-351-5379
joclow2002@yahoo.com

Librarian:

Beverly Davis
32697 S Meridian Rd
Woodburn, OR 97071
503-634-2540
mrpib@earthlink.net

Newsletter Editor:

Jean Reeves
1359 S Ginger Ct
Cornelius, OR 97113
503-737-9712
bjeanr@outlook.com

WEB:

Lynda Libby
LyndaLibby@comcast.net

Calendar of Coming Events:

JANUARY

27 - Last Saturday - Oregon Country Lacemakers
9:30 am to 11:30 am McMinnville

FEBRUARY

1 - Thursday - Portland Lace Society meeting 10am to noon

7, 14, 21, 28 - Wednesday Lace at Pauline's 10am to noon

10 - 2nd Saturday at The Mill in Salem 10 to noon

16 - 19 Winter Lace Conference

24 - Last Saturday - Oregon Country Lacemakers
9:30 am to 11:30 am McMinnville

MARCH

6, 13, 20, 27 - Wednesday Lace at Pauline's 10am to noon

7 - Thursday - Portland Lace Society meeting 10am to noon

9 - 2nd Saturday at The Mill in Salem 10 to noon

14 - 16 Thursday - Saturday Needlelace Class

30 - Last Saturday - Oregon Country Lacemakers
9:30 am to 11:30 am McMinnville

APRIL

3, 10, 17, 24 - Wednesday Lace at Pauline's 10am to noon

4 - Thursday - Portland Lace Society meeting 10am to noon

Details for Calendar Items:

Wednesdays - Pauline Zietz's for Lace Instruction and/or just making lace 10 am to noon.
24012 NE 132nd Ave., Battle Ground WA 98604

2nd Sat of the month - Willamette Heritage Center Mill building 2nd Floor Open Space 10 am to noon.

3rd Sat of the Month - **Oregon Trail Lacemakers of Eugene** meeting is 1:00 to 4:00 pm
Willamette Oaks Retirement Living, 455 Alexander Loop, Eugene, OR 97401

Last Sat of the month - Oregon Country Lacemakers (OCL) meet at 111 NE 3rd St., McMinnville, OR
First Fed. Building, across the corner from the bank. 9:30 to 11:30 am

**Our meetings are the 1st Thurs. of t4 - he month, 10:00-12:00, at the Winona Grange
located at 8340 Seneca Street, Tualatin OR 97062**

PLS Meeting Minutes – 12/7/2023

Beverly called the meeting to order with 19 present.

Treasurer's report: \$6,906.19 in checking.

Beverly sent 52 excess books that PLS had acquired through estates and donations to the IOLI library as a donation. We got a nice letter back, acknowledging the donation.

Carolyn will be teaching Amelia Ars March 14-16, at Tina's house in Hillsboro. Beverly sent around a signup sheet. If you didn't make the meeting and want to attend, contact Beverly and let her know.

Lace Day will be May 18, 2024. The Grange group will be having their annual meeting downstairs that morning, but they're a small group and will just use one table in the corner. Maybe we can get them interested in lace, too!

Friday 12/22 is Magic at the Mill, in Salem. It runs 5:30 – 8:30 pm, but plan on showing up between 4:00- 4:30 so you can have some food, first.

Don't forget to send Jean a check for your annual dues: still \$20 a year, which is a great value.

Meeting adjourned for treats, show and tell, and then installation of officers. Our officers for 2024 are:

President: Tina Johnston
Vice President: Melissa Hallnor
Treasurer: Joyce Clow
Secretary: LeAnn Smith

Respectfully submitted by LeAnn Smith




Installation of Officers

Beverly passing the torch to Tina

Lynda passed her torch to Melissa

Then LeAnn agreed to continue as Secretary.

Joyce could not attend, but will continue as treasurer.



PLS Meeting Minutes - 1/4/2024

Tina called the meeting to order with 20 present.

Alice Howell passed away on New Year's Eve, 2023. There will be a remembrance gathering at Raye Clark's home in Dundee on January 20th. RSVP to Raye at irtnog9@hotmail.com, if you'd like to attend.

The obituary for Alice in the McMinnville News Register is very nice – here is the URL: <https://newsregister.com/article?articleTitle=alice-a-howell--1704305771--47949--obituaries>. Jean will send Joyce's interview with Alice to IOLI and OIDFA for "In Memoriam" articles. LeAnn will send a notice to the Arachne email list.

We received a thank you from LPS for Joyce and Bev's visit and their sale table at their anniversary lace day.

Treasurer's Report: \$7,081.10 in checking.

Bev brought library books for us to view and check out. So many great books!

Tina would like us to put together a committee to organize demonstrations, as there are too many for one person to handle. Melissa pulled together a list of our 2023 demos and it was three pages long.

What demos are coming up? Gathering of the Guilds, at the convention center, isn't until April. There isn't as much going on during the winter; our busy seasons are spring and fall.

Social Media: Tina has some ideas about getting more likes on our Facebook page (we need to post more, for a start), but would also like to put together a committee to work on it. We can link our Instagram page to the Facebook page now, too. Tumbler is a good place for photos, but we need a point person for that. TikTok and YouTube are more video-oriented. The purpose of doing all this is to attract more and younger members, to ensure that PLS continues long into the future.

Susan suggested that having fliers that we can put up at yarn and other craft stores to attract local crafters, too. Show/list all the different types of lace we do, have the QR code on it, and promote our lace day in May.

Lace Day (5/18/24) will be at the Grange this year, but we would like suggestions for other venues that are all one level and easier access for everyone.

Your bobbin counts are due to Joyce by January 15th, if you're participating in the contest: joelc2002@yahoo.com.

Winter Lace in Costa Mesa is coming up in February: 2/16 – 2/18.

Respectfully submitted by LeAnn Smith



We decided that Beverly needed to have more bobbins, so our Thank You for outstanding service was two bobbins. Also a new Cantu pattern book which we managed to sign on almost all the pages. Thank you, Beverly!

Show and Tell



LeAnn does an annual bookmark exchange. So pretty.

She also did the colorful Christmas wreath from the Zoom class by



Elizabeth Peterson. Lise did the pattern, but missed the class as it was popular and full already.



More Christmas theme with the covered bulb.

This is a great way to recycle a burnt out bulb. Although Beverly only had a "live" bulb. The warning is, do not light it up, even though that would be pretty to look at until it caught fire.



This cute little cow was knitted by Susan Jones.

Maybe a Christmas present for some lucky child?

Another Spiral Wrap from Tommie. She is hiding behind there somewhere. We can always count on her for another beautiful knitted lace piece.



Carol surveying the goodies at the Tea Party. We were treated to real China cups. Thanks to Tina and Melissa.



There were many teapots and different teas to choose from.



Another Spider from Anna. She keeps those bobbins busy.

Always nicely framed and shared with her family and friends.

Aemilia Ars Needle Lace – Carolyn Wetzel

Aemilia Ars lace is a bold needle lace, styled on 16th and 17th century Punto in Aria patterns as interpreted by modern eyes. The lace can be floral or geometric and is sturdy enough for household linens. The Aemilia Ars Society was central to Italy's version of the Arts and Crafts Movement (1880s-1920s), and shared much of its philosophy and aesthetic. Beginning students in this class will make a small floral motif in order to complete all the steps of the process. Other patterns will be available for continuing students. Traditionally worked in white or ecru thread. Suitable for beginners as well as more experienced needle lace makers. (15-18 hours)

Required materials

Thread:

The *lace* is made with DMC cordonnet special #50 or #60 [6-ply cotton] in white, cream, or ecru; *support stitches* are made with glacé cotton quilting thread [e.g., Gutermann hand quilting 40/3] any color.

Needles:

1. Tapestry #26 (large eye, blunt). Have several for working different parts at one time.
2. Sharp needle: Sharp sewing needle #8 or #9 for the quilting thread.


Other:

Small sharp thread scissors; Paper scissors; Pricker/needle-vice and needle; Tweezers or forceps; Portable light and magnifier; Thimble optional; Good humor and growth mindset desirable.

A few weeks prior to the class, start taking care of your fingernails if you tend to ignore them. Smooth, nicely rounded nails that extend a bit beyond the tip of your thumbs and index fingers are VERY helpful tools for needle lace.

Instructor will supply:

Patterns and backing materials, instructional handouts, patient repetition of demonstrations and directions.



CMW/2023

**Amelia Airs Class
March 14, 15, 16
9:30 am to 4:30 pm**

Name _____ Phone: _____

E-Mail _____ Class Fee: \$50 member of PLS

\$70 non-member of PLS

Send Registration form and Payment to:

I have reserved a room. Payment of \$250 included _____

**Beverly Davis
PO Box 1155
Woodburn, OR 97071**

**673 East Main St, Hillsboro, OR 97123
One room still available to stay at class location for \$250.
First to request and pay.**

Class information on previous page.

We are fortunate to have an Airbnb across the street from Tina. This is a four bedroom house and will also be the location of the class. Three of the bedrooms are taken, but one more is available for \$250.

Location is: 673 East Main Street, Hillsboro, OR 97123

If you are interested in the remaining room to stay for the class give Tina a call at 503-380-8462.

Print this page, fill out the form above and mail the payment to Beverly at the PO Box. If you have reserved a room, please include this payment as well.

Bring your lunch and drinks. There is a kitchen so you can bump elbows and do small prep of your lunch. Those spending the night might want to get together and share or just do take out.

There is a coffee shop with snacks within walking distance if you need a break or want to do your lunch there. This is a first for this location and if we like it and it works out, maybe other classes could do the same.

PORTLAND LACE SOCIETY

MEMBERSHIP FORM - Dues run from January 1st to December 31st

Dues = \$20 Annual

PLEASE return this form with your payment: _____ New _____ Renewal

NAME: _____ PHONE: _____

ADDRESS: _____ E-MAIL: _____

**Send Payment to:
Jean Reeves
1359 S. Ginger Ct
Cornelius, OR 97113**

Dues paid after October will extend for the following year. You may join anytime!



Skovnissen "Arvid" designed by Kirsten Skov and made by Beverly Davis. Translation means "Forest Elf." These were so addictive Bev kept sending a picture of one each day. Kind of like potato chips, you can't do just one.

She was busy at Magic at the Mill, yes making Forest Elves.....



She was joined by Carol, Sherilyn, and Mary.


Around the corner was Jackie, Tina and me. No pictures but we were all busy. Lots of people stopping to look and chat.



Lynda and her sister like to play Pickle Ball

Her sister gave her a Paddle with lace design.


Pretty cool huh?



Our newest member Kirsten made this little plaid bookmark. All the colors are correct so no mistakes.

Patt decided to try Binche again after a long time away.. She started out with a small thread, than kept trying with larger thread until she finally got the nice big piece of lace. She says don't give up if you can't do small thread, just keep trying until you get one you can do. Then you can work your way down again maybe.

Jean Reeves
1359 S Ginger Ct
Cornelius, OR 97113



TO: