

ROSEGROUND

Est.1971

Visit our Website: www.portlandlacesociety.com

Dec-2023/Jan-2024

Officers 2024

President:

Tina Johnston
634 East Main Street
Hillsboro, OR 97123
Phone/Text: 503-380-8462
info@portlandlacesociety.com

Vice President:

Melissa Halinor
Beaverton, OR 97007

Demo Coordinator:

NEED VOLUNTEER

Secretary:

LeAnn Smith
2020 SW Leewood Dr
Aloha, OR 97003
503-896-6471
leann.adele@frontier.com

Treasurer:

Joyce Clow
PO Box 538
Sheridan, OR 97378
503-351-5379
joclow2002@yahoo.com

Librarian:

Beverly Davis
32697 S Meridian Rd
Woodburn, OR 97071
503-634-2540
mrpib@earthlink.net

Newsletter Editor:

Jean Reeves
1359 S Ginger Ct
Cornelius, OR 97113
503-737-9712
bjeanr@outlook.com

WEB:

Lynda Libby
LyndaLibby@comcast.net

Calendar of Coming Events:

DECEMBER

- 7 - Thursday - Portland Lace Society meeting 10am to noon
- 6, 13, 20, 27 - Wednesday Lace at Pauline's 10am to noon
- 9 - 2nd Saturday at the Mill 10am to noon
- 22 - Magic at the Mill, Salem 4:30 to 8 pm
- 30 - Last Saturday - Oregon Country Lacemakers
9:30 am to 11:30 am McMinnville

JANUARY

- 1 - Monday Happy New Year!
- 4 - Thursday - Portland Lace Society meeting 10am to noon
- 2, 10, 17, 24, 31 - Wednesday Lace at Pauline's 10am to noon
- 13 - 2nd Saturday at the Mill 10am to noon
- 27 - Last Saturday - Oregon Country Lacemakers
9:30 am to 11:30 am McMinnville

FEBRUARY

- 1 - Thursday - Portland Lace Society meeting 10am to noon
- 7, 14, 21, 28 - Wednesday Lace at Pauline's 10am to noon
- 16 - 19 Winter Lace Conference
- 24 - Last Saturday - Oregon Country Lacemakers
9:30 am to 11:30 am McMinnville

Details for Calendar Items:

Wednesdays - Pauline Zietz's for Lace Instruction and/or just making lace 10 am to noon.
24012 NE 132nd Ave., Battle Ground WA 98604

2nd Sat of the month - Willamette Heritage Center Mill building 2nd Floor Open Space 10 am to noon.

3rd Sat of the Month - **Oregon Trail Lacemakers of Eugene** meeting is 1:00 to 4:00 pm
Willamette Oaks Retirement Living, 455 Alexander Loop, Eugene, OR 97401

Last Sat of the month - Oregon Country Lacemakers (OCL) meet at 111 NE 3rd St., McMinnville, OR
First Fed. Building, across the corner from the bank. 9:30 to 11:30 am

**Our meetings are the 1st Thurs. of the month, 10:00-12:00, at the Winona Grange
located at 8340 Seneca Street, Tualatin OR 97062**

PLS Meeting Minutes – 10/5/23

Bev called the meeting to order with 18 present.

Treasurer's Report: the checking account has \$8,027.52.

The Eugene group has a QR code to send people to their web-site – what a great idea! Lynda has an app that can do that for us; she'll work on making one for us, maybe with a rose in the center of the code box.

The new business cards have arrived – grab a few and be sure to recycle your old ones.

Elizabeth's class is coming up this month. You should have your packets by now – if you don't, contact Bev and she can send a copy. The class is at Jackie Nissen's house; please plan on carpooling, as we're trying not to overwhelm Jackie's neighbors.

We only have three people demonstrating at OFFF. Please drop by and help out if you can.

Meeting adjourned for show and tell, and the lace garage sale.

Submitted by,
LeAnne Smith, Secretary

Nominating Committee Jackie Nissen, Marilyn Charles and Lise Driggers put forth the following for next term officers:

Tina Johnston - President

Melissa Hallnor - Vice President


LeAnne Smith - Secretary

Joyce Clow - Treasurer

Voting is at the November meeting.

As noted above, Lynda created a QR to be included on our correspondence and can be included on handouts and brochures we produce for Demo information.

Give this a try - - -



11-2-23 PLS Meeting Notes

Bev called the meeting to order with 18 present.

We discussed dates for Carolyn Wetzel's Amelia Ars class in March and decided on Thursday through Saturday, 3/14 – 3/16. Tina has offered to host the class at her house, or we could use the grange hall, as long as we don't need it on Sunday the 17th. Carolyn also offered to teach her Frisado de Val-ladolid piece. Bev will clarify with Carolyn whether she can teach both styles, or if we'll need to pick one.

Treasurer's report: we have \$6,818.53 in the checking account.

Bev asked for volunteers for Magic at the Mill, which is on 12/22 at Mission Mill in Salem. It's a later session: 4:30 – 8:00 pm.

Bev and Joyce attended LPS's lace day and sold about \$400 worth of items. It was the 40th anniversary of their club, so a very special event.

The slate of officers was passed without modifications, as it was printed in the Roseground.

The new officers are:

President:	Tina Johnston
Vice President:	Mellisa Hallnor
Treasurer:	Joyce Clow
Secretary:	LeAnn Smith

Bobbin and Shuttle Challenge: for those who wish to participate, Joyce passed a sign-up sheet around. If you want to, you can write down your guess of how many bobbins you think you have, off the top of your head. We'll have some time to go home and add them all up and bring the actual total back to the January meeting. Tatters should estimate their shuttles and tatting needles, and then count those.

Rules:

Entrants must be current, paid-up PLS members.

You may enter the bobbin or shuttle challenge but not both.

Bobbins must be lathe-turned, and shuttles must be actual shuttles; both should have space to wind thread; no makeshift alternatives (clothes pins, pencils, bread ties, etc.); something identifiable that could be sold as a bobbin, or shuttle.

Timeline: the sign-up sheet went around at the November meeting, if you weren't there and want to participate, contact Joyce. Bring your actual bobbin and shuttle counts to the January meeting or get them to Joyce by 1/15/24.

Awards will be announced at the February meeting. There are no "losers" – everyone will go home with some kind of prize.

The meeting was adjourned for show and tell.

Respectfully submitted by LeAnn Smith.

Class at Jackie's. Good time had by all and so much learned.



Bed's group hard at work.



Beverly really went after those leaves. Good job.
Luella above and Tina below. No lace pictures but I saw some being made.




Henry Rose worked the two pieces and had the third one at the last meeting. Good job!

There weren't as many in the Bruges group, but we worked hard too.

Jan, Marilyn, River and Jean with our very helpful teacher,

Elizabeth

Thank you Jackie for opening your home to the class.



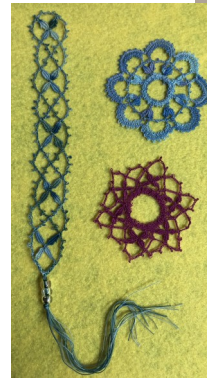
Pauline was working on this piece.

Lise looked up from her work to smile for the camera.



Raye and Carol were hard at work and ignoring the view outside..

Anna worked diligently every day and took it home at night and was able to do three pieces.





Tis the Season.....Susan Jones had some knitted stockings. Lots of room for good stuff in these.

She did the coaster and an angel as well, this time in bobbin lace. Henry Rose keeps those bobbins moving right along.



Henry Rose keeps her bobbins working all the time. These are things learned at IOLI

These Binche pieces are from the designer Lieve Pollet.

I enrolled in her OIDFA Zoom class and so worked on some stuff from her folder.

Her class was how to diagram patterns, but it also helped tremendously in learning how to read the technical diagrams to work the patterns.



Pat Farr showed us this funky little box and then the layers kept coming off with a little lid on each one until it finally opened up all the way to show different milestones in her life including a little ladder that she fell from.

What a memory!

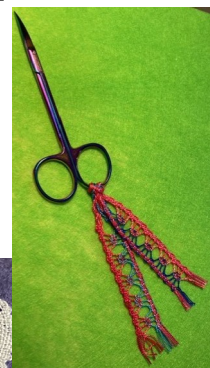
You will need to view this on-line and magnify the picture to see the tiny little ladder.

Such fun.



Anna worked this interesting asymmetrical torchon piece.

She also worked with scrap threads from her Bed;s class and made this scissor fob based on the pattern idea in the last OIDFA magazine.



She stays busy, busy, busy.

Recently printed in the IOLI Bulletin. I thought this was worth repeating here. Please note that none of these suggestions says **talk to your neighbor, or laugh loudly**.

Ten Things to do While You are Waiting for the Teacher by Heather Simmion, MI

- 1) Straighten your pillow. Take a minute to unwind and rewind your bobbins to a uniform length so that when the teacher does get to you, it will be easy for her to work or "rework" your piece.
- 2) Do your favorite ergonomic exercise: shoulder shrugs, neck rolls, wrist circles, etc.
- 3) Surreptitiously look at your neighbor's pillow to see if you can learn anything by watching what she's doing.
- 4) Stand up and walk around, get a drink of water, stretch some more. If the problem has you really frustrated, go outside where you won't bother anyone and scream.
- 5) Put more pins in your pin cushion, tidy up any stray pins on your pillow.
- 6) Wind a couple of bobbins — — you never know when you are going to need them.
- 7) Read the catalogs and other handouts you picked up in the sales room (only works at convention).
- 8) Design your next project — make a few notes so you will remember — or go ahead and prick the pricking if you have it. Some teachers provide additional prickings in class.
- 9) Most teachers set up a display of the type of lace that's being made or a collection of books on the topic—go take a really close look while there's no one else there.
- 10) Take another stab at the problem yourself; what seemed impossible a few minutes ago may make more sense now.

Obviously you do not need to do all 10 of these, but pick a couple that make sense to you given the flow of work to be accomplished.

Remember, you can enhance the class experience of everyone (yourself included) if you practice some common courtesy.

Happy lacing to all.

PORTLAND LACE SOCIETY

MEMBERSHIP FORM - Dues run from January 1st to December 31st

Dues = \$20 Annual

PLEASE return this form with your payment: _____ New _____ Renewal

NAME: _____ **PHONE:** _____

ADDRESS: _____ **E-MAIL:** _____

Send Payment to:
Jean Reeves
1359 S. Ginger Ct
Cornelius, OR 97113

Dues paid after October will extend for the following year. You may join anytime!



More OIDFA travels pictures - - -

Peaceful view of a couple of Nutria in the creek below the hostel where Carol and Beverly were staying.



Recognize these dragons?

More of Bev's roses.

Miles of threads. Shopping paradise.



Fiandra was also featured at the Congress. Beverly found this great tree pattern.



Jean Reeves
1359 S Ginger Ct
Cornelius, OR 97113



Aug - Sep 2023

TO: