

ROSEGROUND

Est.1971

Visit our Website: www.portlandlacesociety.com

Jun/Jul 2023

Officers 2023

President:

Beverly Davis
32697 S Meridian Rd
Woodburn, OR 97071
503-634-2540
mrpib@earthlink.net

Vice President:

Lynda Libby
13012 NE 68th Ave.
Vancouver, WA 98686
360-903-4914
LyndaLibby@comcast.net

Demos:

Jackie Nissen
3121 Juniper Dr.
Newberg, OR 97132
503-550-1257
jacknis@comcast.net

Secretary:

LeAnn Smith
2020 SW Leewood Dr
Aloha, OR 97003
503-896-6471
leann.adele@frontier.com

Treasurer:

Joyce Clow
PO Box 538
Sheridan, OR 97378
503-351-5379
joclow2002@yahoo.com

Librarian:

Beverly Davis
32697 S Meridian Rd
Woodburn, OR 97071
503-634-2540
mrpib@earthlink.net

Newsletter Editor:

Jean Reeves
1359 S Ginger Ct
Cornelius, OR 97113
503-737-9712
bjeanr@outlook.com

WEB:

Lynda Libby
LyndaLibby@comcast.net

Calendar of Coming Events:

May 27 - Last Saturday - Oregon Country Lacemakers
9:30 am to 11:30 am McMinnville

JUNE

1 - Thursday - Portland Lace Society meeting 10am to noon

7, 14, 21 Wednesday Lace at Pauline's 10am to noon

10 - 2nd Saturday at the Mill 10am to noon

24 - Last Saturday - Oregon Country Lacemakers
9:30 am to 11:30 am McMinnville

IOLI Convention 25 to 30

July

5, 12, 19, 26 Wednesday Lace at Pauline's 10am to noon

6 - Thursday - Portland Lace Society meeting 10am to noon

15 - 2nd Saturday at the Mill 10am to noon

29 - Last Saturday - Oregon Country Lacemakers
9:30 am to 11:30 am McMinnville

August

2, 9, 16, 23, 30 Wednesday Lace at Pauline's 10am to noon

3 - Thursday - Portland Lace Society meeting 10am to noon

Please feel free to continue to wear masks if you are more comfortable with them.
Life keeps changing and we have a new normal.

Details for Calendar Items:

Wednesdays - Pauline Zietz's for Lace Instruction and/or just making lace 10 am to noon.
24012 NE 132nd Ave., Battle Ground WA 98604

2nd Sat of the month - Willamette Heritage Center Mill building 2nd Floor Open Space 10 am to noon.

3rd Sat of the Month - **Oregon Trail Lacemakers of Eugene** meeting is 1:00 to 4:00 pm
Willamette Oaks Retirement Living, 455 Alexander Loop, Eugene, OR 97401

Last Sat of the month - Oregon Country Lacemakers (OCL) meet at 111 NE 3rd St., McMinnville, OR
First Fed. Building, across the corner from the bank. 9:30 to 11:30 am

**Our meetings are the 1st Thurs. of the month, 10:00-12:00, at the Winona Grange
located at 8340 Seneca Street, Tualatin OR 97062**

4-6-2023 PLS Meeting Minutes

Bev called the meeting to order with 23 present.

We got a very nice thank you card from Louise after our class with her last month. We also got one from the Polk County Museum for our demo session, the same weekend.

Treasurer's report: \$3,374.12 in checking.

There was a discussion on providing sandwiches at one class a year and at Lace Day. While prices have gone up, donations have always covered most of the cost and it's well worth it.

Lace Day items:

- Opal will cover the sign-in/welcome table.
- Sandra will bring tables, plus there are a few others bringing tables.
- Bring nice things for the raffle table, please.
- We will have lots of pillows for sale. Jackie is suggesting we price them at \$1 per inch (diameter).
- If you intend to sell at a table, please let Jackie know – we need to manage the space we have.
- We discussed having a speaker, but there's already a lot going on and everyone's busy.
- All the teaching should take place in the downstairs area.
- Joyce will handle local advertising. Sandra suggested that we put up a flier on the Grange bulletin board. Lynda has the signs to put out that day.

Lace triangles for the Australian lace guild: have them done and delivered to Bev at the September meeting. The edge that will be sewn on to the fabric should be no longer than 5 cm.

Please turn in your demo hours for this year to Bev by the May meeting, at the latest. If you keep them electronically, you can email the total to Bev.

Bev's stars made the cover of the latest IOLI bulletin (Spring 2023) – congrats, Bev!

Bobbi Donnelly is coming to Lise's house September 15-17 to teach Tønder. The class is open to members and the fee will be \$200. Please contact Lise if you wish to sign up.

Meeting adjourned for show and tell.

LeAnn Smith,
Secretary



Jan has a theme going here with starfish and sea horses for some future applique on a shirt.

Looks good to me. All those friendly sea creatures.

5/4/23 PLS Meeting Minutes

Bev called the meeting to order with 20 present.

Treasurer's report: we have \$3,104.12 in checking and \$31,725.47 in investments.

Less than three weeks until lace day: we'll have a lot of lace books, bobbins, tatting shuttles, and other items for sale. Bev sent the information to the LPS group too, so we're hoping to have good attendance for shopping. Set up starts at 8:00 am; we are open to the public from 10:00 – 2:00, and then we do cleanup from 2:00 – 3:00 pm.

If you're interested in volunteering, we still need more help with vendor setup and other miscellaneous tasks; please contact Jackie if you're willing to help, or just show up early that day; we'll find something for you to do.

This Saturday, 5/6/23 is Sheep-to-Shawl at Mission Mill (Willamette Heritage Center) in Salem from 10:00-4:00 pm. Bev and others will be demonstrating, our area is in the dye house.

The second Saturday of each month is the regular lacemaking group at Mission Mill, too.

The demo at the Yamhill Heritage center is canceled for lack of demo space.

We've had some trouble with non-members checking out books at our meetings and not returning them. It has been suggested that we put up a sign that books are to be checked out by members, only.

Keep working on the lace triangles for the Australian Lace Guild. Bev will collect them through the August meeting and then mail them off in September.

Meeting adjourned for show and tell.

LeAnn Smith,
Secretary




Melissa made this clever little egg holder. Hard to see white on white but there is a tatted bottom with Pearls for legs.

She has plans for more with tatted designs applied to the eggs too. What a good idea.

Tatters think of good things.

Bobbin Lacers do fun things too. This doily done by Anna looks pretty serious.



She has a friend who sings opera and she did the first phrase of one with beads for her friend..

If you can read music the notes are correct. Just what we would expect of Anna.

She has been teaching bobbin lace at a lodge in Beaverton and one student was given a doily not quite finished, but she took it on and got it completed.

Doily completed by new member Jean Feng — good job!



This is Beverly's sample for the Sheep to Shawl exhibit of what we can do with finely spun wool. Thank you Beverly for doing such a lovely piece to represent PLS.




Mary Richards took the reinforcement thread used for toes and heels of socks and did a tatted item. Unique idea.



This is my project in Flanders from Winter Lace. Marching on,

I then did the Binche shield from the video to prepare for the Binche class at IOLI.

Lots of bobbins involved.



Lise Driggers finished this beautiful hanky edge. Can you count the leaves? So many and so pretty.



So now on to Lace Day. What an event! Thanks to all who trekked up and down stairs with tables, boxes, books, supplies, not to mention all the hours of pre-prep to get it all together.

We had vendors too. Beverly and Ren were working the supplies from Maria Provencher. Books and handy little things we all need more of.



Big smiles from "A Twisted Picot." (Black Sheep) as always keeping us supplied with books, thread, shuttles, bobbins, pins, patterns, etc.

Thanks Vendors



Dorothy greeted us all at the door and made sure we signed in for the door prize drawing later.



LeAnn and Lynda are all set up and still smiling - - -



Annelore and her granddaughter were looking over the stuff and thinking about all her lace supplies at home. We thought about a duel with our canes, but she said hers was loaded so I backed off.

Lots to look at.

Some of Lise's beautiful bobbin holder bags. So much storage and places for all the tools. Even if you don't do bobbin lace, all the pockets and things work for any tools for tatting, sewing, quilters, etc. Love that red one!



Former PLS President Kathleen Musgrave doing a sale of goodies. So many beautiful things. Hope you got there in time to get a few.



Alice was so generous sharing her bundles of goodies with us. Can't tell you how much better it is to open a book or use bobbins that have been in Alice's hands first. A great honor.



Joyce, Marilyn and Lynda cheerfully helping everyone find their dream stuff.

You can see some of the 3,886 bobbins that were put out for us. I'll have to admit to securing 207 for myself.

We had instructors downstairs. The tatters really put on a show.



Melissa and River collaborating on the plan.

River had some beautiful collars and a doily on display. Beautiful work.



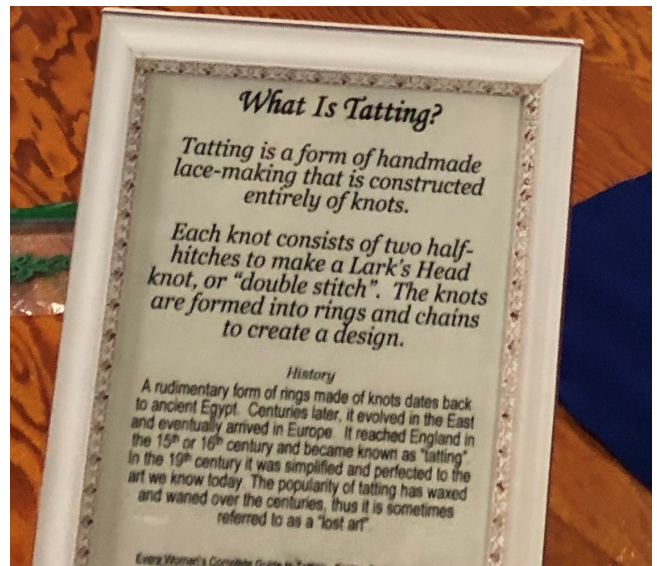
Melissa got this sweater with the tatted collar passed down to her. Nice design.

You can see the intense hand stitching on the underside that holds it all in place.

What a great gift.

Melissa filled a whole table with samples from the small motifs to much more complicated items.

Also the definition of Tatting.



We were so fortunate to not only have Alice's supplies, but we had Alice too. So good to see her in her bright red top and big smile.

We all got a chance to sit, stand, or shop with Alice. Remember and laugh about good times. The lace community is a friendly and outgoing bunch. I hope she had as much fun as we did.

Joyce wrote up some history and told us about her first intro to lace at a demo in 1993. She subsequently became a student. The class get together turned into our Last Saturday of the Month in McMinnville and we are still going.

Highlights from the tribute: Alice travelled to various classes both in the US and abroad. She enjoyed the history of lace and toured many museums and churches.

Her husband got a computer and had her search for something of interest and she put in bobbin lace and thus became interested in the Arachne group. In 1998 she went to an Arachne meeting and they met up the day before on the steps of the Victoria and Albert Museum. There were about 25 of them. That was when she and LeAnn first met, each not knowing anyone else in Oregon who made lace. Long way to go to meet your neighbor.

She has learned a lot about the history of lace and has been a speaker for several groups, including a men's group where she explained the business of lace from the growing of the flax and cotton to the selling of the final lace.

Alice has taught many students and had lace classes. She also would help anyone during our demos.

On a personal note, I remember one particular demo she gave me a lesson on 's Gravermorse. She had recently been to a class herself. She was always ready to help us along the way. We could borrow a pillow or some bobbins and help with our project.

Thank you Alice.



PORTLAND LACE SOCIETY

MEMBERSHIP FORM - Dues run from January 1st to December 31st

Dues = \$20 Annual

PLEASE return this form with your payment: _____ New _____ Renewal


NAME: _____ **PHONE:** _____

ADDRESS: _____ **E-MAIL:** _____

Send Payment to:
Jean Reeves
1359 S. Ginger Ct
Cornelius, OR 97113

Dues paid after October will extend for the following year. You may join anytime!

OIDFA Congress News



Carol and Beverly are making their plans and signing up to be there. I'm waiting for them to come home and share the project with us.

This little doily will be one of the projects slated for the Congress. I found the booklet on-line and ordered the pattern. This is the 2ne one I have made by this pattern. It has all the twists and turns and funky stuff required in the three-pair lace. It's a good beginning piece to familiarize yourself with this type of lace.

We are past the "earlybird" fee, but there still seems to be places in the Zoom classes.

Check it out, you might find something you like

OIDFA Lunch at IOLI will be on Thursday. You can sign up for that and lunch subsidized by them is only \$14.

Meanwhile, Bon Voyage to Bev and Carol.

=====

The Lace Museum is re-opening May 13 and 14

New location is: 200 Brown Rd, Suite 300, Fremont, CA 94539

Check out the web page. Lots of Virtual Classes

For convention I signed up for Binche and found that Sally is doing a Virtual beginner class so I signed up for that. I'll start on June 2nd and then we do Fridays until convention, then two Fridays after convention. I should be able to learn a lot by the time I get finished with it.

Seems like a good idea to get a head start on my class and then get an "in person" fix in the middle and some more at home to get finished. Maybe enough time to do two projects. Well, I can dream can't I?

.....

Jean Reeves
1359 S Ginger Ct
Cornelius, OR 97113



Jun - Jul 2023

TO: